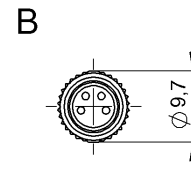
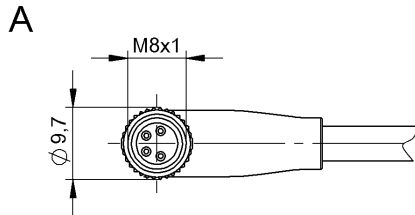
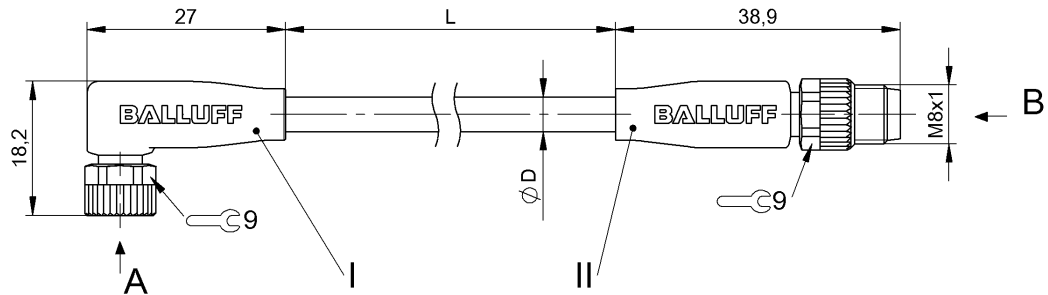


Double-Ended Cordsets
BCC M324-M314-30-304-VX44T2-010
Order Code: BCC05AE

BALLUFF



Basic features

| | |
|---------------------|---------------------|
| Approval/Conformity | CE cULus WEEE |
|---------------------|---------------------|

Electrical connection

| | |
|-------------------------------------|-------------------------------------|
| Bending radius min., fixed cable | 5 x D |
| Bending radius min., flexible cable | 10 x D |
| Cable | PVC Yellow, 1 m |
| Cable diameter D | 5.00 mm ±0.15 mm |
| Cable, bending cycles min. | 2 mil. |
| Conductor cross-section | 22 AWG |
| Connection 1 | M8x1-Female, angled, 4-pin, A-coded |
| Connection 2 | M8x1-Male, straight, 4-pin, A-coded |
| Number of conductors | 4 |
| System | Molded/Molded |

Electrical data

| | |
|-----------------------------|-----------------|
| Cable rated voltage AC max. | 300 V |
| Cable rated voltage DC max. | 300 V |
| Operating voltage Ub | 60 VDC / 60 VAC |
| Rated current (40 °C) | 4.0 A |

Remarks

Bulk cable approval per UL-AWM Style 2661 & CSA AWM I/II A/B
 Enclosure rating per IEC 60529 or 20653, only in screwed state with the associated mating piece.

Environmental conditions

| | |
|-------------------------------------|-------------------------|
| Cable temperature, drag chain | -5...60 °C |
| Cable temperature, fixed routing | -40...105 °C |
| Cable temperature, flexible routing | -5...105 °C |
| IP rating | IP67, IP69K/IP67, IP69K |

Interface

| | |
|------------------|---------------|
| Switching output | Complementary |
|------------------|---------------|

Material

| | |
|--------------------------|---|
| Cable jacket, material | PVC |
| Material contact carrier | PUR/PUR |
| Material contacts | Bronze/Brass |
| Material cover nut | Die-cast zinc or nickel plated brass/Die-cast zinc or nickel plated brass |
| Material grip | PUR/PUR |

Mechanical data

| | |
|---|---------------------------|
| Cable jacket, color | Yellow |
| Cable length L | 1.00 m |
| Horizontal travel permitted, drag chain | 5 m |
| Tightening torque pigtail | 0.4 Nm/0.4 Nm |
| Traverse speed max., drag chain | 200 m/min |
| Vertical travel permitted, drag chain | 2 m at 5 m/s ² |

Connector Drawings



II

I

Wiring Diagrams

